

EDG

Surface-Mount Edge-Lit



Intended Use

Suitable for applications requiring attractive edge-lit exit signage, universal installation and low energy consumption.

Construction

Extruded aluminum or white finish lamp housing.

Clear thermoplastic panels with precision outline en-

graved letters measuring 6" high with 3/4" stroke. EDGNY and EDGRNY feature clear acrylic panels with letters measuring 8" high with 1" stroke and are New York City compliant.

Mirrored separator panel to simulate clear background. (Standard on double-face.)

Dual-input voltage capability (120/277V).

Expected LED life of more than 10 years.

Low energy consumption: less than five watts.

Universal (top, end or back) mounting. Double face available with top or end mounting only (canopy provided).

EDGRNY is for recessed top mounting only.

Universal directional indicators. Field selected and attached.

Listings

UL Listed. Meets UL924.



ORDERING INFORMATION

For shortest lead times, configure products using **bolded options**.

Example: EDG 1 R EL

Series	Housing	Number of faces	Letter color	Operation
EDG Surface mount LED edge-lit	(blank) Aluminum	1 Single	R Red	(blank) Standard non-emergency
EDGNY Surface mount LED edge-lit 8" letters	W White ¹	2 Double	G Green ¹	EL Nickel-cadmium battery
EDGRNY Recess mount LED edge-lit 8" letters			RMR Red, mirror ²	SD Self diagnostics (available with EL option only) ¹
			GMR Green, mirror ^{1,2}	X2 Lamps wired on two separate circuits (available with green letters and AC operation only) ¹

ADDITIONAL INFORMATION

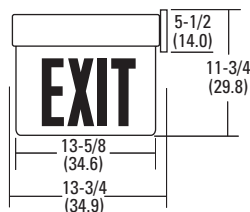
For additional product information, visit www.lithonia.com.

ELECTRICAL APPLICATION DATA

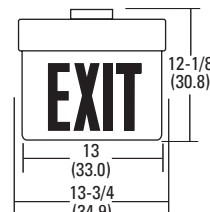
TYPE	VOLTS	AMPS	WATTS
Standard LED Red	120 / 277	.021 / .010	2.52 / 2.77
Standard LED Green	120 / 277	.018 / .008	2.16 / 2.20
Emergency LED Red	120 / 277	.025 / .011	2.20 / 2.20
Emergency LED Green	120 / 277	.022 / .010	2.64 / 2.77
Standard LED Red (NY)	120 / 277	.025 / .011	3.00 / 3.00
Emergency LED Red (NY)	120 / 277	.025 / .011	3.00 / 3.00

Drawings are for dimensional detail only and may not represent actual mechanical configuration. Dimensions are shown in inches (centimeters) unless otherwise noted.

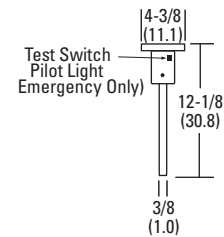
Shipping weight 4 lbs (1.8 kg)



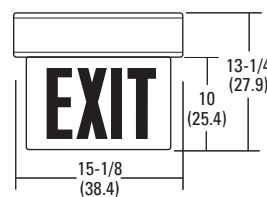
EDG End Mount



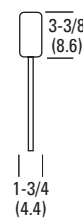
EDG Back Mount



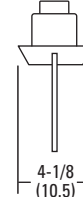
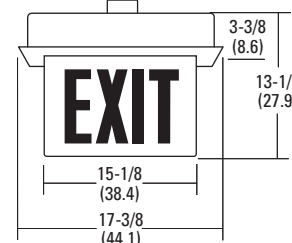
EDG Top Mount



EDGNY



EDGRNY



Notes

- Not available on EDGNY and EDGRNY.
- Available with EDG single-face only. Mirrored panel standard on double-face.