


GASBADGE^{PRO}



Personal Single Gas Monitor

Quick Start Guide

NOTE: This reference sheet is a supplement to the GasBadge Pro manual (part number 17123100) and is not intended to be used as a replacement for the information in the manual. For other language versions of this quick start guide, go to www.indsci.com.



Part Number: 17126368
Revision: 3.0
Release Date: 01-02-2009

© 2005 Industrial Scientific. All rights reserved.

ACTIVATION



Instrument Firmware Version



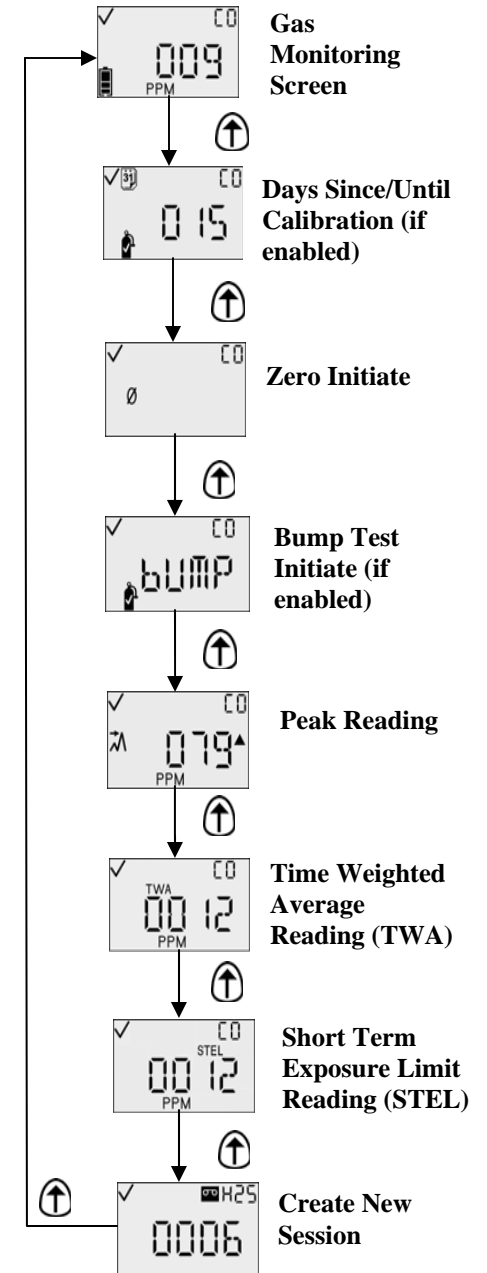
Countdown After Activation



Gas Monitoring Screen

IMPORTANT: A function or "bump" test, using a known concentration of calibration gas, should be performed periodically based on instrument use, exposure to gas, and environmental conditions. The frequency is best determined by company policy or local regulatory agencies. If an instrument fails a function or "bump" test, or, if it is dropped, submerged, or appears damaged, a full calibration is recommended. The safest approach is to perform a function or "bump" test prior to each day's use. Industrial Scientific is not responsible for establishing customer safety practices and policies.

MONITOR MODE



Gas Monitoring Screen

Days Since/Until Calibration (if enabled)

Zero Initiate

Bump Test Initiate (if enabled)

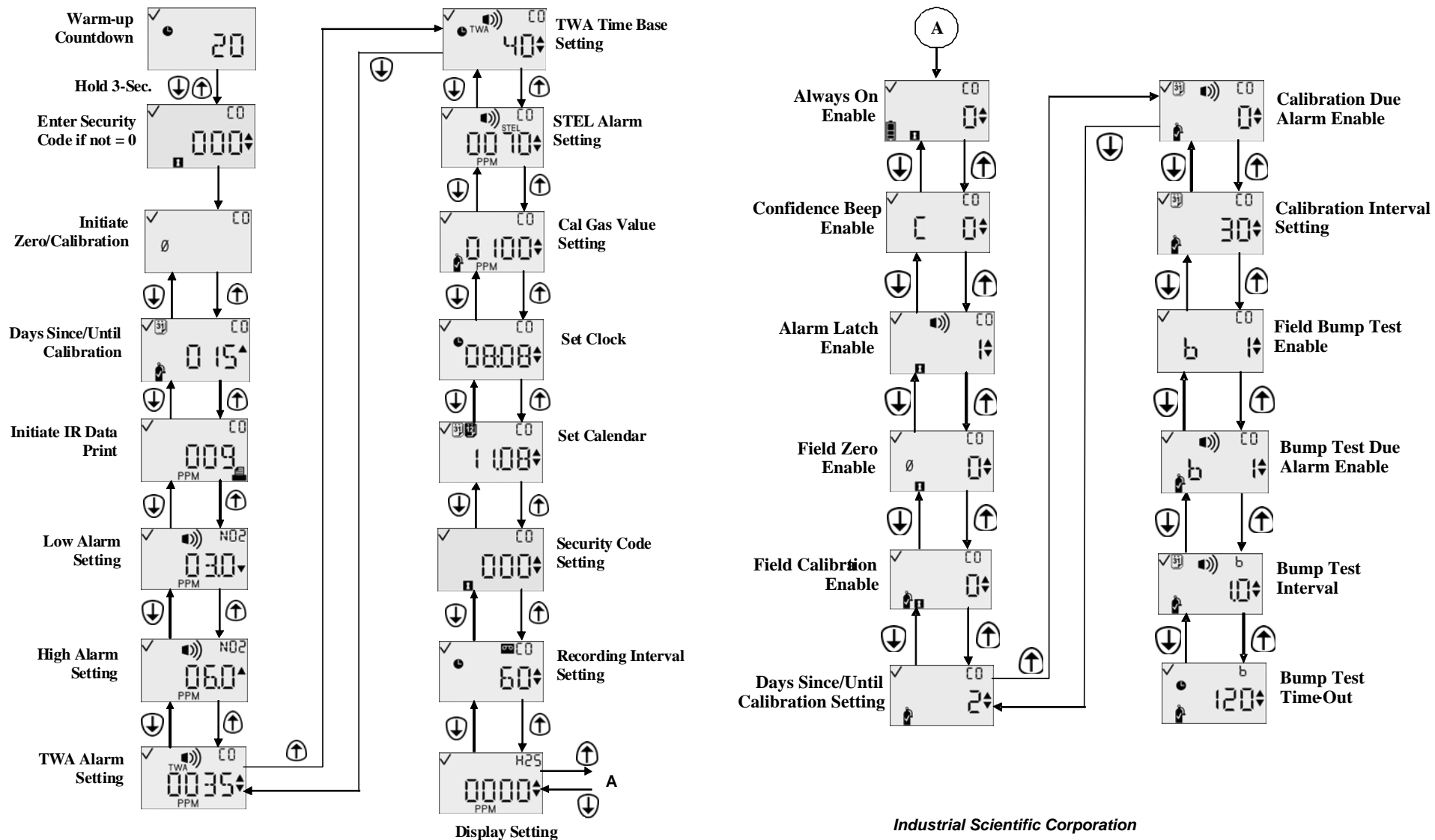
Peak Reading

Time Weighted Average Reading (TWA)

Short Term Exposure Limit Reading (STEL)

Create New Session

CONFIGURATION



Industrial Scientific Corporation
Corporate Headquarters
 1001 Oakdale Road
 Oakdale, PA 15071-1500

Phone: (412) 788-4353
 Toll Free: 1-800-DETECTS (1-800-338-3287)
 Fax: (412) 788-8353