

DEWALT®

LADDERS



GUARANTEED TOUGH.®



THE DEWALT CLIMBING LINE

From step ladders to extension ladders, the DEWALT Climbing Line is designed for the professional contractor, offering the ruggedness and versatility needed to confidently perform nearly any climbing task on any jobsite.



STEP LADDERS

KEY FEATURES

Metal top complete with tool slots and magnet



Wrap-around internal spreaders for strength and durability



25% greater step surface*



Impact absorption system protects against damage



Heavy duty boot with maximum slip-resistant surface area



DXL3810-06
SHOWN ABOVE

FIBERGLASS STEP LADDER
DXL3810


MODEL	LADDER HEIGHT	STEP SURFACE	BOTTOM WIDTH	APPROX. SPREAD	APPROX. WEIGHT	APPROX. CUBES
DXL3810-06	6'	3 - 3.75"	24.31"	42"	27.7 lbs	7.4'
DXL3810-08	8'	3 - 3.75"	27.63"	56.25"	37.5 lbs	11.3'

*STEP SURFACE IS 3.75" VS. 3" INDUSTRY STANDARD



Exceeds OSHA Standards

500 lbs.
LOAD CAPACITY



KEY FEATURES



Durable top with magnet and multiple tool slots



Wrap-around internal spreaders for strength and durability



25% greater step surface*



Double-riveted steps



Heavy duty boot with maximum slip-resistant surface area

DXL3410-06 SHOWN ABOVE

FIBERGLASS STEP LADDER

DXL3410

375 lbs.
LOAD CAPACITY



MODEL	LADDER HEIGHT	STEP SURFACE	BOTTOM WIDTH	APPROX. SPREAD	APPROX. WEIGHT	APPROX. CUBES
DXL3410-04	4'	3 - 3.75"	19.25"	28.5"	18.3 lbs	3.9'
DXL3410-06	6'	3 - 3.75"	22.38"	40.5"	26.7 lbs	6.9'
DXL3410-08	8'	3 - 3.75"	25.63"	52.7"	36.2 lbs	10.5'
DXL3410-10	10'	3 - 3.75"	28.63"	64.7"	46.3 lbs	14.7'
DXL3410-12	12'	3 - 3.75"	31.63"	77.1"	56.8 lbs	19.4'

*STEP SURFACE IS 3.75" VS. 3" INDUSTRY STANDARD

STEP LADDERS

KEY FEATURES

Durable top with magnet and multiple tool slots



Internal spreader braces provide stability



25% greater step surface*



Double-riveted steps



Heavy duty boot with maximum slip-resistant surface area



DXL3010-06 SHOWN ABOVE



FIBERGLASS STEP LADDER

DXL3010

MODEL	LADDER HEIGHT	STEP SIZE	BOTTOM WIDTH	APPROX. SPREAD	APPROX. WEIGHT	APPROX. CUBES
DXL3010-04	4'	3 - 3.75"	19.25"	28.5"	14.9 lbs	3.9'
DXL3010-05	5'	3 - 3.75"	21.25"	34.5"	18.3 lbs	5.4'
DXL3010-06	6'	3 - 3.75"	22.38"	40.5"	21.3 lbs	6.9'
DXL3010-07	7'	3 - 3.75"	24.13"	46.6"	24.4 lbs	8.6'
DXL3010-08	8'	3 - 3.75"	25.63"	52.7"	29 lbs	10.5'
DXL3010-10	10'	3 - 3.75"	28.63"	65"	40.6 lbs	14.7'
DXL3010-12	12'	3 - 3.75"	35"	77.1"	50.7 lbs	19.4'


*STEP SURFACE IS 3.75" VS. 3" INDUSTRY STANDARD

TYPE IA

300 lbs.

LOAD CAPACITY

KEY FEATURES



Durable top with magnet and multiple tool slots



Spreader braces provide stability



25% greater step surface*



Double-riveted steps



Slip-resistant aluminum shoes

DXL3110-06 SHOWN ABOVE

FIBERGLASS STEP LADDER

DXL3110

250 lbs.

LOAD CAPACITY



MODEL	LADDER HEIGHT	STEP SURFACE	BOTTOM WIDTH	APPROX. SPREAD	APPROX. WEIGHT	APPROX. CUBES
DXL3110-04	4'	3 - 3.75"	20"	28.625"	12.4 lbs	4.1'
DXL3110-05	5'	3 - 3.75"	21.75"	34.5625"	15.2 lbs	5.6'
DXL3110-06	6'	3 - 3.75"	23.5"	40.4375"	17.6 lbs	7.2'
DXL3110-07	7'	3 - 3.75"	25.25"	46.375"	20.3 lbs	9.1'
DXL3110-08	8'	3 - 3.75"	27.25"	52.3125"	23.9 lbs	11.2'

*STEP SURFACE IS 3.75" VS. 3" INDUSTRY STANDARD

STEP LADDERS

KEY FEATURES

Durable top with magnet and multiple tool slots



Automatic closing pail shelf provides ease of use



Center pull spreader brace for ease of use**



25% greater step surface*



Slip-resistant aluminum shoes



DXL2010-06 SHOWN ABOVE



ALUMINUM STEP LADDER
DXL2010

MODEL	LADDER HEIGHT	STEP SURFACE	BOTTOM WIDTH	APPROX. SPREAD	APPROX. WEIGHT	APPROX. CUBES
DXL2010-02*	2'	3"	26.625"	18.25"	6 lbs	1.6'
DXL2010-03	3'	3"	18"	22.2"	10.2 lbs	2.7'
DXL2010-04	4'	3 - 3.75"	19.75"	27.2"	12.9 lbs	4.0'
DXL2010-05	5'	3 - 3.75"	21.63"	33.5"	15 lbs	5.5'
DXL2010-06	6'	3 - 3.75"	23.5"	39.5"	17.5 lbs	7.2'
DXL2010-08	8'	3 - 3.75"	27.06"	52.75"	24.9 lbs	11.0'
DXL2010-10	10'	3 - 3.75"	30.69"	64.8"	32.2 lbs	15.7'

*STEP SURFACE IS 3.75" VS. 3" INDUSTRY STANDARD | ** DXL2010-04, 05, 06 Include pull spreader brace
+ DXL2010-02 is a step stool and has a flat molded top.



300 lbs.
LOAD CAPACITY

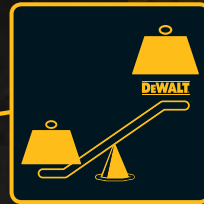
KEY FEATURES



Patented tri-Lock hinges



Wide rungs for comfort



Lightweight and portable



Tilt and roll wheels (DXL2090-22 only)



Multiple configurations:
 1. A-Frame
 2. Stairway
 3. Scaffolding
 4. 90°
 5. Extension

DXL2090-22 SHOWN ABOVE

ALUMINUM MULTI-PURPOSE LADDER

DXL2090

300 lbs.
LOAD CAPACITY



MODEL	LADDER SIZE	APPROX. WT. (LBS)	A-FRAME LADDER	MAX SCAFFOLDING HT.	EXTENSION
DXL2090-13	13'	25	3' - 5'	3'	7' - 11'
DXL2090-17	17'	30	4' - 7'	3'	9' - 15'
DXL2090-22	22'	39	5' - 9'	3'	11' - 19'

EXTENSION LADDERS

KEY FEATURES

Non-marring durable top with tool slots provides stability on corners or irregular surfaces



Slip-resistant rubber tread protects work surface



Nylon rope provides strength and durability during heavy use



Quick latch provides ease of use when locking rungs in place



Rung caps eliminate noise while ladder is transported



DXL3020-20PT SHOWN ABOVE


FIBERGLASS EXTENSION
DXL3020

MODEL	TOTAL LENGTH	LENGTH EA. SECT.	MAX EXT. LENGTH	APPROX. WEIGHT	APPROX. CUBES
DXL3020-16PT	16 ^{**}	8'	13'	33.6 lbs	5.7'
DXL3020-20PT	20'	10'	17'	45.6 lbs	7.1'
DXL3020-24PT	24'	12'	21'	53.5 lbs	8.5'
DXL3020-28PT	28'	14'	25'	59.9 lbs	9.8'
DXL3020-32PT	32'	16'	29'	73.4 lbs	11.6'
DXL3020-36PT	36'	18'	32'	76 lbs	13.0'
DXL3020-40PT	40'	20'	35'	84.5 lbs	14.4'

^{**}16' MODEL DOES NOT INCLUDE ROPE AND PULLEY.

TYPE IA

300 lbs.
LOAD CAPACITY




KEY FEATURES



Non-marring, aluminum hand grips



Independently riveted rungs for strength and durability



Nylon rope provides strength and durability during heavy use



Quick latch provides ease of use when locking rungs in place



Wrap around aluminum shoes for durability and strength

DXL3420-20PG SHOWN ABOVE

FIBERGLASS EXTENSION

DXL3420

375 lbs.
LOAD CAPACITY



MODEL	TOTAL LENGTH	LENGTH EA. SECT.	MAX EXT. LENGTH	APPROX. WEIGHT	APPROX. CUBES
DXL3420-16PG	16' ^{**}	8'	13'	42 lbs	6.0'
DXL3420-20PG	20'	10'	17'	49 lbs	7.4'
DXL3420-24PG	24'	12'	21'	60 lbs	8.8'
DXL3420-28PG	28'	14'	25'	69 lbs	10.2'
DXL3420-32PG	32'	16'	29'	76 lbs	11.6'

^{**}16' MODEL DOES NOT INCLUDE ROPE AND PULLEY.

STEP LADDERS



DXL3810

DXL3410

DXL3010

DXL2010

DXL3110

Load Capacity (lbs)	500	375	300	300	250
Type	N/A	T1AA	T1A	T1A	T1
Material	FG	FG	FG	AL	FG
Metal top complete with tool slots and magnet	✓				
25% greater step surface*	✓	✓	✓	✓	✓
Wrap-around internal spreaders for strength and durability	✓	✓			
Impact absorption system protects against damage	✓	✓	✓		✓
Double-riveted steps	✓	✓	✓	✓	✓
Durable top with magnet and multiple tool slots		✓	✓	✓	✓
Automatic-closing pail shelf				✓	
Slip-resistant aluminum shoes				✓	✓
Heavy duty boot with maximum slip-resistant surface area	✓	✓	✓		

EXTENSION LADDERS



DXL3020

DXL3420

300	375	Load Capacity (lbs)
T1A	T1AA	Type
FG	FG	Material
✓		Non-marring durable top with tool slots provides stability on corners or irregular surfaces
✓	✓	Nylon rope
✓	✓	Quick latch provides ease of use when locking rungs in place
✓		Rung caps eliminate noise while ladder is transported
	✓	Non-marring, aluminum hand grip for ease of transport
	✓	Independently riveted rungs
✓	✓	Wrap around aluminum shoes

DEWALT®

500 LOAD CAPACITY | CAPACITÉ DE CHARGE | CAPACIDAD DE CARGA
lbs. (226.8 kg)

3 YEAR	1 YEAR	90 DAY
LIMITED WARRANTY	FREE SERVICE	MONEY BACK GUARANTEE
3 AÑOS DE GARANTÍA LIMITADA	1 AÑO DE SERVICIO GRATUITO	GARANTÍA DE REEMBOLSO DE 90 DÍAS
GARANTIE LIMITEE DE 3 ANS	ENTRETIEN GRATUIT PENDANT 1 AN	GARANTIE DE REMBOURSEMENT DE 90 JOURS

Three Year Limited Warranty

For Three Years from the date of purchase on the sales receipt, the manufacturer will repair or replace, at its sole discretion and without charge, any defects in materials or workmanship. This warranty does not cover failure due to normal wear and tear, abuse or misuse. This warranty does not apply to accessories or to damage caused by unauthorized repairs. **THE MANUFACTURER DISCLAIMS ALL OTHER WARRANTIES, EXPRESS OR IMPLIED, INCLUDING FITNESS FOR A PARTICULAR PURPOSE.**

One Year Free Service Parts

The manufacturer will provide, free of charge, parts to replace worn components on the ladder for one year from date of purchase on the sales receipt. This service does not cover labor to install new components, or parts to repair damage to the side rails, rungs, steps, or rear horizontal members of the ladder. This warranty does not apply to accessories. This warranty does not cover failure due to abuse or misuse.

End-User 90 Day Money Back Guarantee

If you (end-user) are not completely satisfied with the performance of your DEWALT ladder, you can return it within 90 days from the date of purchase with a receipt for a full refund. This guarantee is null and void if ladder is damaged due to misuse or abuse.

LATIN AMERICA: This warranty does not apply to products sold in Latin America. For products sold in Latin America, call the local company or see website information.

Copyright © 2013 DEWALT
Manufacturado por:
Escaleras S. de R.L. de C.V.
Av. Diego Díaz de Berlanga
#95 Int. A
Fraccionamiento El Nogalar
San Nicolás de los Garza, N.L.
C.P. 66480

ANSI
Meets or exceeds requirements
of American National Standards Institute



DEWALT y el logo tipo de DEWALT, y la combinación de los colores Amarillo y Negro son marcas comerciales del DEWALT Industrial Tool Co. y se usan con licencia. Todos los derechos reservados.

YELLOW & BLACK®
dewalt.com

DWLADDERD