

# 01

## Light Duty Casters



A sturdy light-duty caster. The single ball race design- makes the 01 a very economical, yet dependable caster.

**BRAKE OPTIONS**  
**Cam** specify **NB01**  
 (swivel only)



### FEATURES

- **Top Plate & Yoke:** Heavily embossed, formed steel for strength and durability
- **Swivel Section:** Single ball bearing raceway for free swiveling under load
- **Axle:**  
 2" diam. wheel = 1/4" axle  
 2-1/2" diam. wheel = 5/16" axle  
 3" diam. wheel = 3/8" axle  
 4" diam. wheel = 7/16" axle
- **Finish:** All parts except wheel are zinc plated to resist rust and corrosion
- Alternate or custom caster configurations available

- Economical
- Sturdy
- Single Ball Race Design

01 SERIES • CAPACITY TO 300


### TYPICAL APPLICATIONS

- Furniture dollies
- Bakery racks
- Laundry carts

For swivel models add "S" to end of caster number.  
 For rigid models add "R" to end of caster number.

<b>Wheel Diameter</b> (Inches)	<b>Tread Width</b> (Inches)	<b>Capacity</b> (Lbs) (Based on manual operation)	<b>Overall Height</b> (Inches)	<b>Swivel Lead</b> (Inches)	<b>Approx. Wt.</b> (LBS)	<b>Caster Number</b>
-----------------------------------	--------------------------------	--	-----------------------------------	--------------------------------	-----------------------------	----------------------


### Soft Rubber (41 Plain Bore)

	2	13/16	90	2 1/2	1 3/4	—	<b>01RR02041</b>
	2 1/2	1 1/8	100	3 1/4	2 1/4	—	<b>01RR02X41</b>
	3	1 1/4	150	3 13/16	2 7/16	—	<b>01RR03041</b>
	4	1 3/8	200	5	3 7/16	—	<b>01RR04141</b>

Prevenz™ antimicrobial models available. Add PREV to end of caster model.

RR


### Hard Rubber (41 Plain Bore)

	2	13/16	125	2 1/2	1 3/4	—	<b>01RN02041</b>
	2 1/2	1 1/8	175	3 1/4	2 1/4	—	<b>01RN02X41</b>
	3	1 1/4	225	3 13/16	2 7/16	—	<b>01RN03041</b>
	4	1 3/8	300	5	3 7/16	—	<b>01RN04141</b>

Prevenz™ antimicrobial models available. Add PREV to end of caster model.

RN

### Polyolefin (41 Plain Bore)

	2	13/16	125	2 1/2	1 3/4	—	<b>01PB02041</b>
	2 1/2	1 1/8	175	3 1/4	2 1/4	—	<b>01PB02X41</b>
	3	1 1/4	210	3 13/16	2 7/16	—	<b>01PB03041</b>
	4	1 3/8	250	5	3 7/16	—	<b>01PB04141</b>

Prevenz™ antimicrobial models available. Add PREV to end of caster model.

PB

### MOUNTING

- Varies based on wheel diameter.

Wheel Diam.	Plate Dimensions
2"	Swivel: 1-7/8" x 2-9/16" Bolt Spacing: (15/16" x 2-1/8") 3/8" Holes Rigid: 1-1/2" x 2-21/32" Bolt Spacing: (15/16" x 2-1/8") 3/8" Holes
2 1/2"	Swivel: 2-3/4" x 3-7/8" Bolt Spacing: (1-3/4" x 3") Rigid: 2-1/8" x 4-3/8" Bolt Spacing: (1-1/16" x 3-1/2") 3/8" Holes
3"	Swivel: 3-1/8" x 4-1/8" Bolt Spacing: (2-3/8" x 3-3/8" to 3-7/16") Rigid: 2-5/16" x 4-7/8" Bolt Spacing: (1-3/16" x 4") 3/8" Holes
4"	Swivel: 4" x 5-1/8" Bolt Spacing: (3" x 4") Rigid: 3-1/16" x 6-1/8" Bolt Spacing: (1-3/4" x 5") 3/8" Holes