
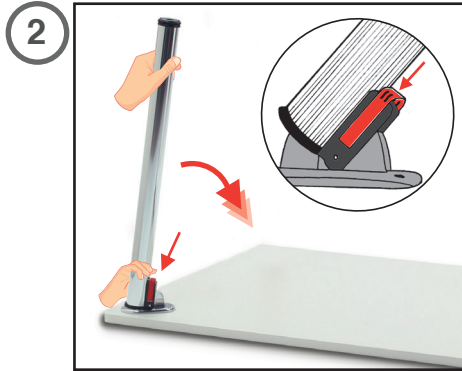
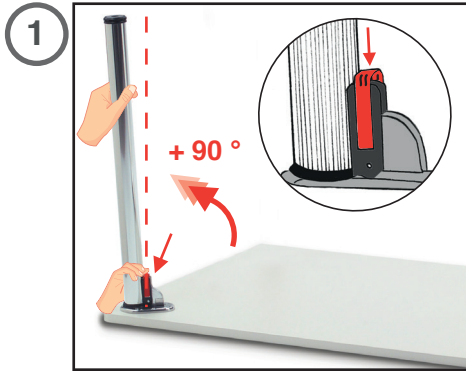
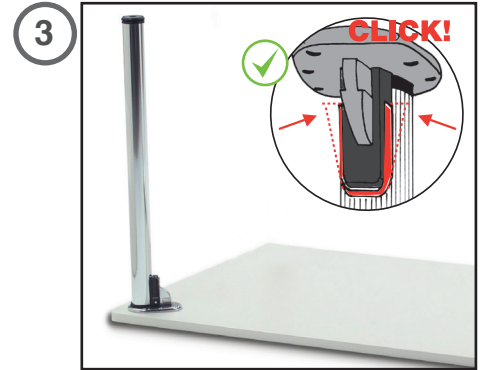
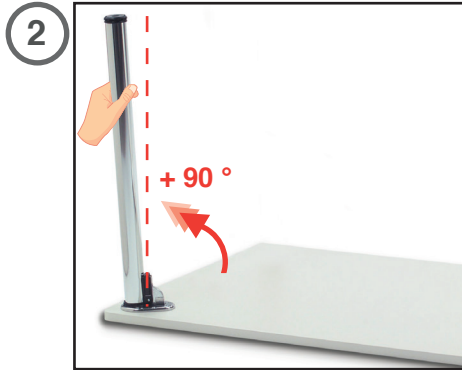
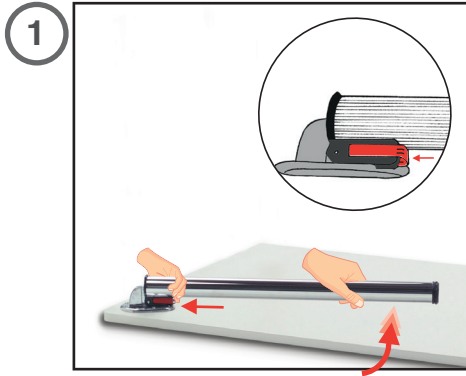


Click



Screw the bracket to the table top, using all the enclosed screws.
Visser la platine au plan de la table, en employant toutes les vis.



For correct use, open the leg until the safety lock snaps completely.
Pour un emploi correct, ouvrir le pied jusqu'à l'enclenchement du cran de sécurité.

Push the safety lock to open / close the leg.
Pousser le verrou de sécurité pour ouvrir / fermer le pied.

ATTENTION



ATTENTION



ATTENTION



ATTENTION



ATTENTION



ATTENTION



ATTENTION

