

**PROTEK SINGLE-DOOR FAN PACKAGES**

**INDUSTRY STANDARDS**

UL 508A Listed; File Number E61997  
 cUL Listed per CSA C22.2 No. 94; File Number E61997  
 Solid Door: Type 3R  
 Window Door: Type 1

NEMA / EEMAC: Type 1 or 3R  
 IEC 60529, IP30 or IP 32, IK 10

**APPLICATION**

PROTEK Single-Door Fan Package cabinets are an excellent, off-the-shelf choice for mounting 19-in. rack, panel-mounted devices or other electronic equipment. An integral top solar/drip shield and thermostatically-controlled fans provide airflow to cool internal equipment. Cabinets are available in UL Type 3R for indoor/outdoor use. A UL Type 1 window-door version is available for indoor applications. The integral fans provide cooling for internally-mounted equipment. The enclosures provide protection against water, dirt and other contaminants. PROTEK is an excellent choice for applications where space is at a premium and the only option is wall mounting. PROTEK comes in a broad range of sizes, materials and configurations to meet many demanding applications.

**FEATURES**

- Solid-door cabinet provides complete physical and visual protection
- Integral top solar/drip shield
- Two thermostatically-controlled, long-life, high-performance fans mounted into top
- Perforated, vented base with internal, expanded metal, serviceable filter
- Window door, made of scratch-resistant safety glass, provides visual monitoring of internal equipment while maintaining equipment protection
- All seams are fully welded and ground smooth
- Door and body are provided with ground studs to facilitate proper bonding and grounding of the cabinet
- Premium seamless, foam-in-place gasket prevents contaminants from entering the cabinet
- Keylocking wing knob provides access control to the cabinet; two keys are included with each cabinet
- One set of plated, self-grounding, tapped 10-32 rack angles per EIA universal spacing standards, which can be adjusted front-to-back, is provided with each cabinet
- Additional rack angles in tapped and square-hole versions can be added to the cabinet
- Wall section welded panel studs which accommodate standard panels (steel and wood available), can be ordered separately

**SPECIFICATIONS**

- Doors made of 16 gauge and body made of 14 gauge steel
- Window made of .25-in. safety glass
- Integral top with two 6-in. (272 CFM) or 4-in. (113 CFM) fans powered by 120 VAC via cord with standard NEMA plug 5-15P
- Incoming air filter made of expanded aluminum
- Rack angles made of 12 gauge plated steel
- M6 door and body ground studs are masked from paint
- Twenty 10-32 rack angle equipment mounting screws included with cabinet
- Foam-in-place gasket made of durable polyurethane
- Inline thermostat turns fans on when temperature exceeds 85 F/30 C

**FINISH**

Pretreated steel coated with light-gray, low-gloss, lightly textured RAL 7035 polyester powder

**LOAD RATING**

Height	Rating
24 in.	250 lb./90.7 kg
36 in.	300 lb./136.1 kg
48 in.	400 lb./181.4 kg

**ACCESSORIES**

Locks and handles  
 Panels (steel and wood)  
 Grounding kits  
 Power Distribution Units (PDUs)  
 Rack angles

**NOTES**

- Performance data based on:
- Effective measured airflow provided by integral fans is 272 CFM (6-in.) or 113 CFM (4-in.)
  - Delta T or  $\Delta T$  (Ambient Temperature – Maximum in-cabinet Temperature)
    - Ambient air must be cooler than maximum in-cabinet temperature
    - For applications that have less than a  $\Delta T$  of 5 F, use PROTEK with AC unit
  - Total Cooling = [Air cooling + Cabinet cooling]
  - Air Cooling [Watts =  $.316 \times CFM \times \Delta T$ ] Cabinet cooling [Watts =  $(.22 \times Area) / \Delta T$ ]

**Example:** Cabinet height 24 in. x 24 in. deep with ambient temperature 110 F, with a maximum internal cabinet temperature 120 F ( $\Delta T = 10$  F). The cabinet and fans will provide a total cooling capability of 762 Watts or 1300 BTU.

(See Performance Charts)

**BULLETIN: DWS12**

Performance Chart **12-in. Deep Total Cooling in Watts (BTUs)**

Delta T	A=24 in.	A=36 in.	A=48 in.
25F	948 (3235)	970 (33310)	992 (2385)
20F	758 (2587)	776 (2648)	793 (2708)
15F	569 (1941)	581 (1986)	595 (2031)
10F	379 (1294)	388 (1324)	397 (1354)
5F	190 (647)	194 (662)	198 (677)

See Notes on page 1.

Performance Chart **24-in. Deep Total Cooling in Watts (BTUs)**

Delta T	A=24 in.	A=36 in.	A=48 in.
25F	2237 (7634)	2270 (7747)	2309 (7860)
20F	1789 (6107)	1816 (6197)	1842 (6288)
15F	1342 (4580)	1362 (4648)	1382 (4716)
10F	895 (3054)	908 (3099)	921 (3144)
5F	447 (1527)	454 (1550)	460 (1572)

See Notes on page 1.

Technical Fan Data

Depth	Nominal Size	Qty.	Voltage	Amperage 50/60 Hz	Plug	Effective CFM
12 in.	4 in.	2	120 VAC	.52/.42	Standard NEMA 5-15P	113 (Clean Filter)
24 in.	6 in.	2	120 VAC	.90/.72	Standard NEMA 5-15P	272 (Clean filter)

Standard Product **PROTEK Single Solid Door Fan Package, Type 3R (indoor or outdoor)**

Catalog Number	in./mm	Rack Units	F in./mm	G in./mm	P in./mm	Q in./mm	R in./mm	Optional Steel Panel	Optional Wood Panel	Additional Rack Angles <sup>3</sup>
PTRS242412G3	24.09 x 23.62 x 11.81	12	9.51	13.38	---	---	9.48	CP2020	CP2020W	PTRA24T or PTRA24S
	612 x 600 x 300		242	400	---	---	241			
PTRS242424G3	24.09 x 23.62 x 24.02	12	21.72	26.75	---	---	14.28	CP2020	CP2020W	PTRA24T or PTRA24S
	612 x 600 x 610		552	679	---	---	363			
PTRS362412G3	36.30 x 23.62 x 11.81	19	9.51	13.38	---	---	9.48	CP3220	CP3220W	PTRA36T or PTRA36S
	922 x 600 x 300		242	400	---	---	241			
PTRS362424G3	36.30 x 23.62 x 24.02	19	21.72	26.75	---	---	14.28	CP3220	CP3220W	PTRA36T or PTRA36S
	922 x 600 x 610		552	679	---	---	363			
PTRS482412G3	48.54 x 23.62 x 11.81	26	9.51	13.38	---	---	9.48	CP4420	CP4420W	PTRA48T or PTRA48S
	1233 x 600 x 300		242	400	---	---	241			
PTRS482424G3	48.54 x 23.62 x 24.02	26	21.72	26.75	---	---	14.28	CP4420	CP4420W	PTRA48T or PTRA48S
	1233 x 600 x 610		552	679	---	---	363			

Cabinet dimensions do not include integral solar/drip shield and fan top. See dimensional drawing.

<sup>3</sup>T=tapped 10-32; S=Square hole (.375 in. x .375 in./10 mm x 10 mm)

Replacement filters: for 12-inch deep part number 30189028, for 24-inch deep part number 10100038



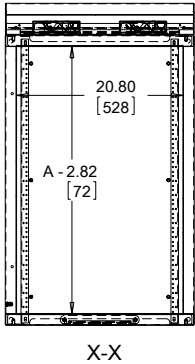
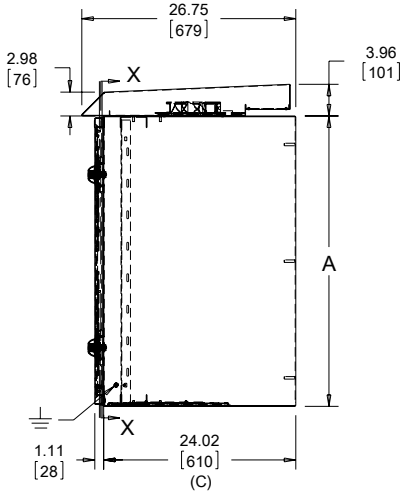
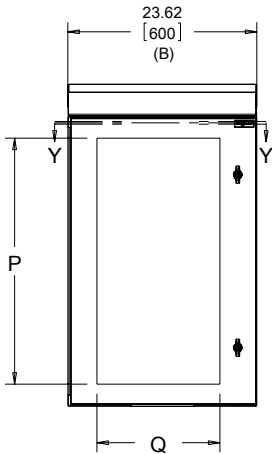
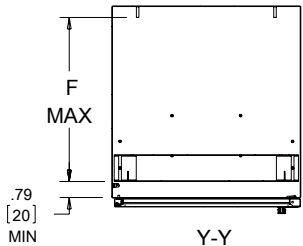
**Standard Product PROTEK Single Window Door Fan Package, Type 1 (indoor only)**

Catalog Number	AxBxC in./mm	Rack Units	F in./mm	G in./mm	P in./mm	Q in./mm	R in./mm	Optional Steel Panel	Optional Wood Panel	Additional Rack Angles <sup>a</sup>
PTRW242424GF	24.09 x 23.62 x 24.02	12	21.72	26.75	18.25	15.38	14.28	CP2020	CP2020W	PTRA24T or PTRA24S
	612 x 600 x 610		552	679	464	391	363			
PTRW362424GF	36.30 x 23.62 x 24.02	19	21.72	26.75	30.75	15.38	14.28	CP3220	CP3220W	PTRA36T or PTRA36S
	922 x 600 x 610		552	679	781	391	363			
PTRW482424GF	48.54 x 23.62 x 24.02	26	21.72	26.75	42.20	15.38	14.28	CP4420	CP4420W	PTRA48T or PTRA48S
	1233 x 600 x 610		552	679	1085	391	363			

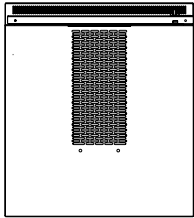
Cabinet dimensions do not include integral solar/drip shield and fan top. See dimensional drawing. Cabinet dimensions do not include integral solar/drip shield and fan top. See dimensional drawing.

<sup>a</sup> T=Tapped 10-32, S=Square hole (.375 in. x .375 in.)





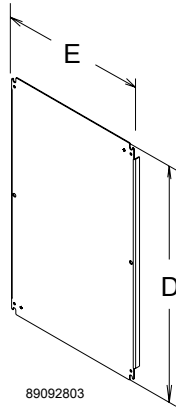
89081454



### PROTEK WALL-MOUNT CABINET ACCESSORY PANELS

Where equipment mounting space is limited, Accessory Panels increase cabinet capacity by providing a mounting surface for 19-in. equipment and accessories at the back of the cabinet. The panels mount on collar studs provided in the cabinet. Available in painted mild steel.

BULLETIN: CWP, DWDH2



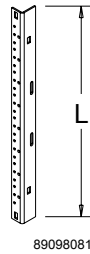
#### Standard Product

Catalog Number	Panel Size D x E mm/in.	Gauge
CP2014	462 x 310	14
CP2020	462 x 462	12
CP2442	564 x 1021	12
CP3220	762 x 462	12
CP4420	1072 x 462	12
CP5620	1351 x 462	12

### PROTEK RACK ANGLES

Square- and tapped-hole rack angles fit into PROTEK single- and double-hinged cabinets.

BULLETIN: DWDH2



#### Standard Product

Catalog Number	L in./mm	Hole Type	Fits Cabinet Height in./mm	Rack Units
PTRA16T	16.12 409	Tapped	16.00	8
PTRA16S	16.12 409	Square	16.00	8
PTRA24T	23.12 587	Tapped	24.00	12
PTRA24S	23.12 587	Square	24.00	12
PTRA36T	35.32 897	Tapped	36.00	19
PTRA36S	35.32 897	Square	36.00	19
PTRA48T	45.57 1157	Tapped	48.00	26
PTRA48S	45.57 1157	Square	48.00	26
PTRA60T	59.07 1500	Tapped	60.00	32
PTRA60S	59.07 1500	Square	60.00	32

Notes