



Main

Range of product	Harmony XAC
Product or component type	Pendant control station
Device short name	XACD

Complementary

Control station type	Double insulated
Enclosure material	Polypropylene
Control type	Intuitive
Electrical circuit type	Control circuit
Enclosure type	Complete ready for use
Control station application	Control of single speed hoist motor
Motor starter type	Reversing
Control station composition	1 2-directional button + 1 emergency stop
Control button type	Stop push-button Ø 30 mm 1 NC latching First direction button 1 NO raise, slow Second direction button 1 NO lower, slow
Product compatibility	ZB2BE101 for each direction ZB2BE102 for emergency stop
Mechanical interlocking	With mechanical interlocking
Control station colour	Yellow
Connections - terminals	Screw clamp terminals, 1 x 2.5 mm ² with or without cable end Screw clamp terminals, 2 x 1.5 mm ² with or without cable end
Standards	CSA C22.2 No 14 UL 508 EN/IEC 60204-32 EN/IEC 60947-5-1
Protective treatment	TH
Ambient air temperature for operation	-13...158 °F (-25...70 °C)
Ambient air temperature for storage	-40...158 °F (-40...70 °C)
Vibration resistance	15 gn 10...500 Hz)IEC 60068-2-6
Shock resistance	70 gn IEC 60068-2-27
Overvoltage category	Class II IEC 61140
IP degree of protection	IP65 conforming to IEC 60529
IK degree of protection	IK08 conforming to EN 50102
Mechanical durability	3000000 cycles
Cable entry	Rubber sleeve with stepped entry 0.28...0.71 in (7...18 mm)
Contact code designation	A600 AC-15, U _e = 240 V, I _e = 3 A IEC 60947-5-1 appendix A A600 AC-15, U _e = 600 V, I _e = 1.2 A IEC 60947-5-1 appendix A Q600 DC-13, U _e = 250 V, I _e = 0.27 A IEC 60947-5-1 appendix A Q600 DC-13, U _e = 600 V, I _e = 0.1 A IEC 60947-5-1 appendix A
[I _{th}] conventional enclosed thermal current	10 A
[U _i] rated insulation voltage	600 V 3)IEC 60947-1
[U _{imp}] rated impulse withstand voltage	6 kV IEC 60947-1

Contact operation	Slow-break
Maximum resistance across terminals	25 MOhm
Operating force	16 N
Short-circuit protection	10 A fuse protection cartridge gG
Rated operational power in W	40 W DC-13 1000000 cycles 60 cyc/mn 120 V 0.5 inductive IEC 60947-5-1 appendix C 48 W DC-13 1000000 cycles 60 cyc/mn 48 V 0.5 inductive IEC 60947-5-1 appendix C 65 W DC-13 1000000 cycles 60 cyc/mn 24 V 0.5 inductive IEC 60947-5-1 appendix C
Terminals description ISO n°1	(13-14)NO
Terminals description ISO n°2	(11-12)NC
Terminal identifier	(11-12)NC (13-14)NO
Net Weight	0.87 lb(US) (0.395 kg)




Ordering and shipping details

Category	22473 - PUSHBUTTON, PENDANTS
Discount Schedule	CS2
GTIN	00785901093329
Nbr. of units in pkg.	1
Package weight(Lbs)	1.13 lb(US) (0.51 kg)
Returnability	No
Country of origin	FR

Packing Units

Unit Type of Package 1	PCE
Package 1 Height	3.54 in (9 cm)
Package 1 width	4.92 in (12.5 cm)
Package 1 Length	12.40 in (31.5 cm)
Unit Type of Package 2	S03
Number of Units in Package 2	6
Package 2 Weight	7.86 lb(US) (3.564 kg)
Package 2 Height	11.81 in (30 cm)
Package 2 width	11.81 in (30 cm)
Package 2 Length	15.75 in (40 cm)

Offer Sustainability

California proposition 65	WARNING: This product can expose you to chemicals including: Nickel compounds, which is known to the State of California to cause cancer, and Di-isodecyl phthalate (DIDP), which is known to the State of California to cause birth defects or other reproductive harm. For more information go to www.P65Warnings.ca.gov
REACH free of SVHC	Yes
EU RoHS Directive	Pro-active compliance (Product out of EU RoHS legal scope)  EU RoHS Declaration
Toxic heavy metal free	Yes
Mercury free	Yes
RoHS exemption information	 Yes
China RoHS Regulation	 China RoHS Declaration
WEEE	The product must be disposed on European Union markets following specific waste collection and never end up in rubbish bins.

Contractual warranty

Warranty	18 months
----------	-----------