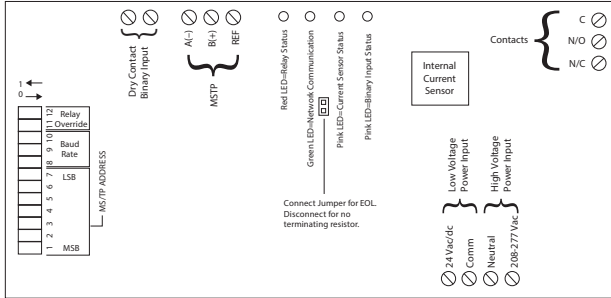



NETWORK COMPATIBLE RELAY / CURRENT SENSOR COMBO

RIBMNWX2402B-BC

2.75" Track Mount BACnet® MS/TP Network Relay Device; One Binary Output (20 Amp Relay SPDT + Override); Two Binary Inputs (One Current Sensor 0.25 - 20 Amp, Relay Load Sensing & One Dry Contact Binary Input), 24 Vac/dc or 208-277 Vac Power Input, Optional End of Line Resistor (EOL) Included.



SPECIFICATIONS

Relays & Contact Type: One (1) SPDT Continuous Duty Coil
Expected Relay Life: 10 million cycles minimum mechanical
Operating Temperature: -30 to 140° F
Humidity Range: 5 to 95% (noncondensing)
Operate Time: 18ms
Network Communication: Green LED
Relay Status: Red LED On = Activated
Current Sensor Status: Pink LED On = Activated
Binary Input Status: Pink LED On = Activated
Dimensions: 6.00" x 2.75" x 1.75"
Track Mount: MT212-6 Mounting Track Provided
Approvals: UL Listed, UL916, C-UL, CE, RoHS, BTL Certified
Gold Flash: No
Relay Override Switch: DIP Switch Control

Network Media: Twisted Pair 22-24AWG, shielded recommended
Terminations: Functional Devices product installed at both ends of the MS/TP network – Use 120 Ω end of line resistors. All other cases – Follow instructions from the device installed at the end of the MS/TP network.
Polarity: Network is polarity sensitive
Baud Rate: 9600, 19200, 38400, 57600, 76800, 115200 (DIP Switch Selectable)

Contact Ratings:
 20 Amp Resistive @ 277 Vac
 20 Amp Ballast @ 277 Vac
 16 Amp Electronic Ballast @ 277 Vac (N/O)
 10 Amp Tungsten @ 120 Vac (N/O)
 1110 VA Pilot Duty @ 277 Vac
 770 VA Pilot Duty @ 120 Vac
 2 HP @ 277 Vac
 1 HP @ 120 Vac

Power Input:
 24 Vac/dc ; 208-277 Vac ; 50/60 Hz

Power Input Ratings:
 105 mA @ 24 Vac
 78 mA @ 24 Vdc
 120 mA @ 208-277 Vac

Current Sensor Range:
 0.25 - 20 Amps
 Threshold fixed at .25 Amps.

Notes:

- Device can be powered by either 24 Vac/dc or 208-277 Vac, but not both.
- When connecting 24 Vac to both the RIB(s) and a half-wave device, damage to device can occur. Option 1: Use separate transformers for each device. Option 2: Add diode between devices, see Option 2 note below. ^^

BACnet® Details:

- MS/TP Address & Baud Rate must be set prior to power up via DIP switches.
- Device ID will default to 277XXX where XXX is the MS/TP Address.

MS/TP Address - 004
Device ID - 277004
MS/TP Address - 121
Device ID - 277121

- Device ID can be changed via network command. Once changed, it will no longer default to 277XXX. (MS/TP Address & Device ID must be unique.)
- This model utilizes: BO 1 (Relay output), BI 1 (Dry contact binary input), BI 2 (Internal current sensor input)
- Device Instance changed via Object Identifier Property of Device Object
- PIC Statement available on website.
http://www.functionaldevices.com/downloads/pics/RIBxWX240x8-BC_PICS.pdf

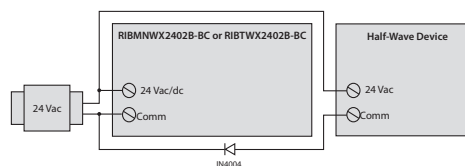
DIP SWITCHES*			BAUD RATE
8	9	10	
0	0	0	9600
0	0	1	19200
0	1	0	38400
0	1	1	57600
1	0	0	76800
1	0	1	115200

All other combinations=9600 baud

DIP SWITCHES*		RELAY STATE**
11	12	
1	0	Auto
X	1	Override on
0	0	Override off

* 0 = Open ; 1 = Closed
 ** Device must be powered for override

• Dry contact binary input is a general purpose input that is not tied to the relay internally. Can be used with any dry contact switching device, such as a current sensor, to report back to the network.



^^ Option 2: Add diode on 24 Vac power (Comm) interconnection between devices. Band on diode faces towards RIB(s).