



Main

Range compatibility	Altivar Process ATV900
Maximum braking power	160 kW
Product compatibility	Variable speed drive ATV930 without braking chopper 110 kW 380...480 V Variable speed drive ATV930 without braking chopper 130 kW 380...480 V Variable speed drive ATV930 without braking chopper 160 kW 380...480 V
Thermal losses	400 W
Activation threshold	780 V DC +/- 1 %
Permanent braking power	100 kW at constant power and at engage threshold)
Protection type	Integrated thermal protection thermal probe
Minimum resistor value to associate	2.5 Ohm

Complementary

Electrical connection	Cable 2 x 120 mm ² , 2 x 250 kcmil <16.40 ft (5 m) between drive and braking unit Cable 2 x 120 mm ² , 2 x 250 kcmil <32.81 ft (10 m) between braking unit and braking resistors
Maximum DC bus voltage	850 V
Load factor	0.05 320 kW at constant power and at engage threshold 0.15 250 kW at constant power and at engage threshold 0.5 200 kW at constant power and at engage threshold 1 160 kW at constant power and at engage threshold
Maximum cycle time	240 s
Volume of cooling air	43853.35 Gal/hr(US) (166 m3/h)
Operating position	Vertical +/- 10 degree
Mechanical robustness	Vibrations class 3M4 conforming to IEC 60721-3-3
Net Weight	37.48 lb(US) (17 kg)
Width	8.50 in (216 mm)
Height	25.91 in (658 mm)
Depth	11.93 in (303 mm)

Environment

Ambient air temperature for operation	14...122 °F (-10...50 °C)
Ambient air temperature for storage	-40...158 °F (-40...70 °C)
IP degree of protection	IP20 IP21 on top)
Environmental characteristic	Chemical pollution resistance class 3C3 IEC 60721-3-3 Dust pollution resistance class 3S3 conforming to IEC 60721-3-3 Humidity resistant class 3K3 IEC 60721-3-3
Relative humidity	5...95 % without condensation
Operating altitude	<= 3280.84 ft (1000 m) without derating 1000...4000 m with current derating 1 % per 100 m

The information provided in this documentation contains general descriptions and/or technical characteristics of the performance of the products contained herein. This documentation is not intended as a substitute for and is not to be used for determining suitability or reliability of these products for specific user applications. It is the duty of any such user or integrator to perform the appropriate and complete risk analysis, evaluation and testing of the products with respect to the relevant specific application or use thereof. Neither Schneider Electric Industries SAS nor any of its affiliates or subsidiaries shall be responsible or liable for misuse of the information contained herein.

Ordering and shipping details

Category	22278 - ATV930 FRAMES 5 & 6
Discount Schedule	CP4E
GTIN	00785901010555
Nbr. of units in pkg.	1
Package weight(Lbs)	47.4 lb(US) (21.50 kg)
Returnability	No
Country of origin	CN

Packing Units

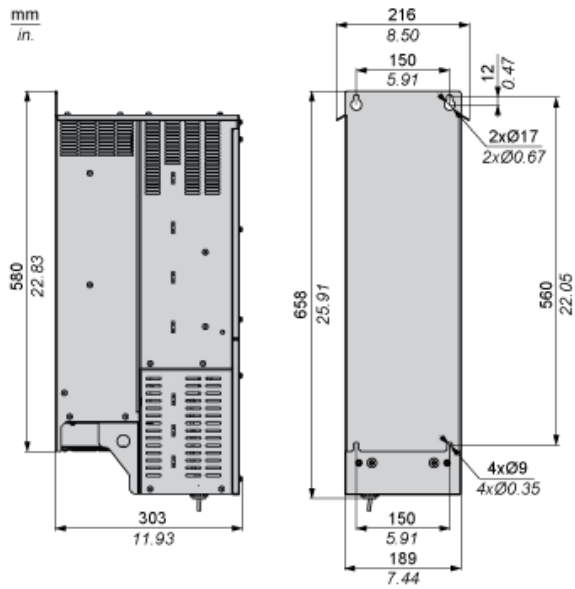
Unit Type of Package 1	PCE
Package 1 Height	18.50 in (47 cm)
Package 1 width	27.95 in (71 cm)
Package 1 Length	10.04 in (25.5 cm)

Offer Sustainability

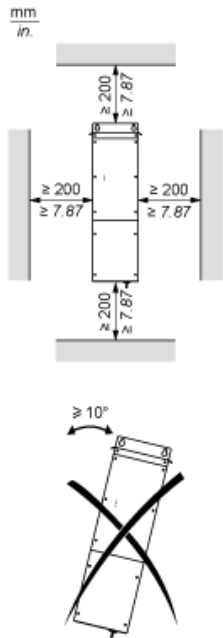
California proposition 65	WARNING: This product can expose you to chemicals including: Lead and lead compounds, which is known to the State of California to cause cancer and birth defects or other reproductive harm. For more information go to www.P65Warnings.ca.gov
REACH Regulation	REACH Declaration
REACH free of SVHC	Yes
EU RoHS Directive	Pro-active compliance (Product out of EU RoHS legal scope) EU RoHS Declaration
Toxic heavy metal free	Yes
Mercury free	Yes
RoHS exemption information	Yes
China RoHS Regulation	China RoHS Declaration

Dimensions

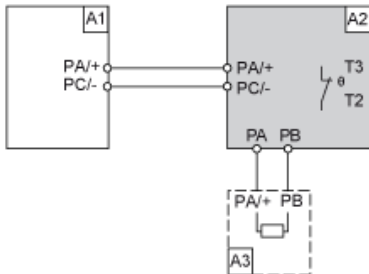
Left Side and Rear View



Mounting and Clearance



Recommended Schema



- A1 : Drive
- A2 : Braking unit
- A3 : Braking resistor
- PA, DC Bus
- PB,
- PC :
- T2, Thermal relay
- T3 :