



Main

Product or component type	Braking resistor
---------------------------	------------------

Complementary

Range compatibility	Altivar Machine ATV340 Altivar Process ATV900
Product compatibility	Variable speed drive ATV930 wall mount 37 kW 380...480 V severe cycle Variable speed drive ATV930 wall mount 45 kW 380...480 V severe cycle Variable speed drive ATV930 wall mount 90 kW 380...480 V severe cycle Variable speed drive ATV950 wall mount 37 kW 380...480 V severe cycle Variable speed drive ATV950 wall mount 45 kW 380...480 V severe cycle Variable speed drive ATV950 wall mount 90 kW 380...480 V severe cycle Variable speed drive ATV340 30 kW 380...480 V severe cycle Variable speed drive ATV340 37 kW 380...480 V severe cycle Variable speed drive ATV340 75 kW 380...480 V severe cycle 2 per drive Variable speed drive ATV930 45 kW 500...690 V severe cycle Variable speed drive ATV930 55 kW 500...690 V severe cycle Variable speed drive ATV930 60 hp 600 V severe cycle Variable speed drive ATV930 75 hp 600 V severe cycle
Braking cycle	Severe cycle heavy duty) <54 s 100 % 120 s Severe cycle heavy duty) <6 s 165 % 120 s
Average power available	19 kW 122 °F (50 °C)
Ohmic value	10 Ohm
Electrical connection	Terminal <= 2.5 mm ² / AWG 12 temperature control switch M12 bar wire drive
Protection type	Thermal protection via drive or temperature control switch at 120 °C
[Ue] rated operational voltage	24 V DC 250 V AC
Width	21.26 in (540 mm)
Height	40.75 in (1035 mm)
Depth	33.86 in (860 mm)
Net Weight	156.53 lb(US) (71 kg)

Environment

Ambient air temperature for operation	32...122 °F (0...50 °C)
Ambient air temperature for storage	-13...158 °F (-25...70 °C)
IP degree of protection	IP23

The information provided in this documentation contains general descriptions and/or technical characteristics of the performance of the products contained herein. This documentation is not intended as a substitute for and is not to be used for determining suitability or reliability of these products for specific user applications. It is the duty of any such user or integrator to perform the appropriate and complete risk analysis, evaluation and testing of the products with respect to the relevant specific application or use thereof. Neither Schneider Electric Industries SAS nor any of its affiliates or subsidiaries shall be responsible or liable for misuse of the information contained herein.

Ordering and shipping details

Category	22209 - ATV650
Discount Schedule	CP4E
GTIN	03606480802461
Nbr. of units in pkg.	1
Package weight(Lbs)	218.2 lb(US) (98.97 kg)
Returnability	No
Country of origin	DE

Packing Units

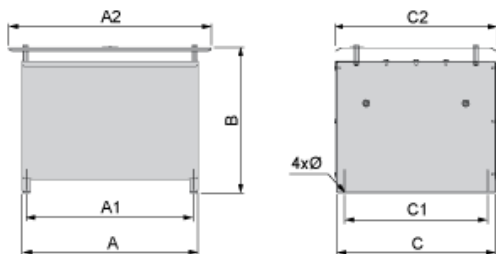
Unit Type of Package 1	PCE
Package 1 Height	59.84 in (152 cm)
Package 1 width	31.50 in (80 cm)
Package 1 Length	47.24 in (120 cm)
Unit Type of Package 2	P12
Number of Units in Package 2	1
Package 2 Weight	244.71 lb(US) (111 kg)
Package 2 Height	62.99 in (160 cm)
Package 2 width	47.24 in (120 cm)
Package 2 Length	31.50 in (80 cm)

Offer Sustainability

California proposition 65	WARNING: This product can expose you to chemicals including: Lead and lead compounds, which is known to the State of California to cause cancer and birth defects or other reproductive harm. For more information go to www.P65Warnings.ca.gov
REACH Regulation	REACH Declaration
REACH free of SVHC	Yes
EU RoHS Directive	Pro-active compliance (Product out of EU RoHS legal scope) EU RoHS Declaration
Toxic heavy metal free	Yes
Mercury free	Yes
RoHS exemption information	Yes
China RoHS Regulation	China RoHS Declaration

Dimensions

Right Side and Front View



Dimensions in mm

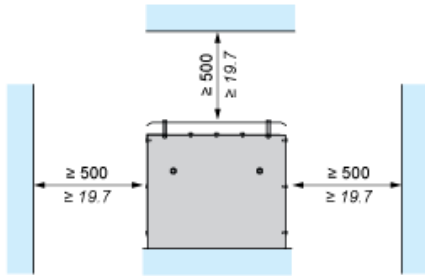
A	B	C	A1	C1	A2	C2	Ø
740	1035	485	720	380	860	540	9 x 12

Dimensions in in.

A	B	C	A1	C1	A2	C2	Ø
29.13	40.75	19.09	28.35	14.96	33.86	21.26	0.35 x 0.47

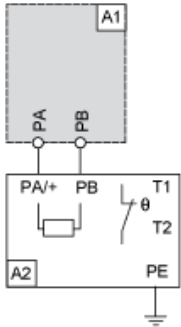
Clearances

mm
in.



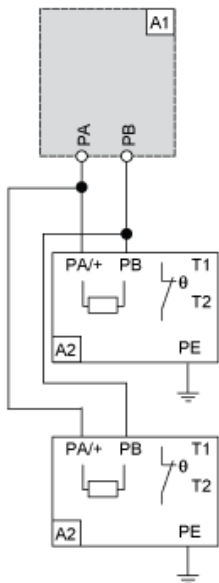
Recommended Schema

1 Braking Resistor



- A1 : Drive or external braking unit
- A2 : Braking resistor
- PA, Bus DC
- PB :
- T1, Temperature control switch
- T2 :

2 Braking Resistors



- A1 : Drive or external braking unit
- A2 : Braking resistor
- PA, Bus DC
- PB :
- T1, Temperature control switch
- T2 :